

COASTER



**3** YEARS  
TOYOTA  
WARRANTY  
or 100,000 km





## **SPACE THAT WILL MOVE YOU**

Whether your need is to transport a group of people from point A to point B or to show your family a new part of the country, the Toyota Coaster boasts imaginative space, comfort and safety for any reason.







# THE SCIENCE OF COMFORT IN MOTION

The Toyota Coaster makes short and long distance trips effortless with its generous headroom, ample space between seats and welcoming legroom for passengers. All Coaster models are fitted with standard air-conditioning and heating for an enjoyable trip experience.



1. Large roof vents supply ample air for ventilation, both natural and fan assisted.
2. Wide front air intake vents help keep the air circulating inside the Coaster.
3. The large, comfortable seats have single legs for increased foot room.
4. The easy to use control panels regulate both the heater and air conditioning.
5. Adjustable cool air registers provides passengers with adequate airflow, as and when they wish.
6. Front and rear heaters keep passengers warm during cold climates.

# BIGGER IS NOW BETTER

Superior driving control comes standard and with safety at its core, the Toyota Coaster is as easy to drive as a passenger vehicle. The array of user-friendly features puts the driver in control whilst the extensive windshield offers unobstructed views. Entertainment comes in the form of a 4-speaker MP3 compatible CD system that delivers crisp sound throughout the cabin. To minimise driver fatigue during long trips, the Coaster comes with power steering.



Large instrument panel helps with visibility and speed monitoring.



FM/AM Radio with CD player.



# WHEN TECHNOLOGY AND PERFORMANCE COME TOGETHER

Utilising advanced Toyota technology, the Coaster impresses from body finishing to all-round performance and most importantly, safety.

The Coaster is about performance for the long run and whatever your destination, the gutsy 4.0 diesel engine will get you there. Pushing out 96kW and 285Nm, the Coaster has the power to go the distance.







The body is aerodynamically efficient, which reduces drag and fuel consumption.



Despite the Coaster's generous size, a small turning radius makes it easy to maneuver in tight spaces.




All four wheels of the Coaster feature large brake boosters that provide smooth, ample braking power with light effort from the pedal.



Maintenance checks are easy, just lift the hatch between the front seats.



Extensive use of galvanised steel and deep, multi-layer paint coating protects the body from natural elements.



# NO COMPROMISE ON SAFETY

The Coaster was designed with passengers in mind so no effort is spared when it comes to this functionality. To ensure the safety of all passengers on board, each seat is fitted with a 3-point seat belt with Emergency Locking Retractor. Other safety features include Anti-Lock Braking System and dashboard warning lights.



The extra large front wipers clear a large area of the front windshield with each swipe.




The brake lights are designed to be easy for following drivers' visibility.



The larger driver safety window makes it simple for spotting obstacles before an incident occurs


## Exterior colours



White (058)



White / Lavender (2DT)




White / Turquoise (2HL)



White / Beige (2JP)

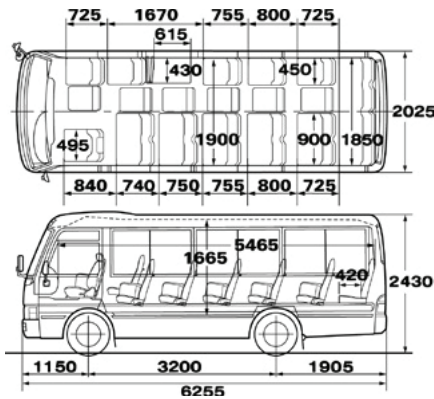
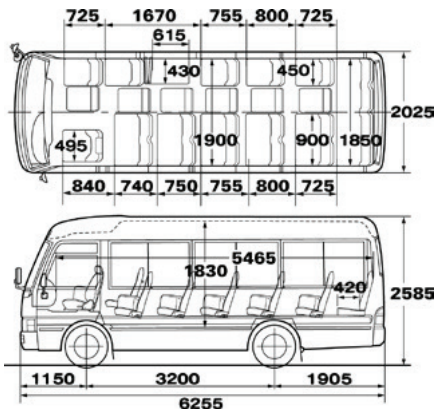
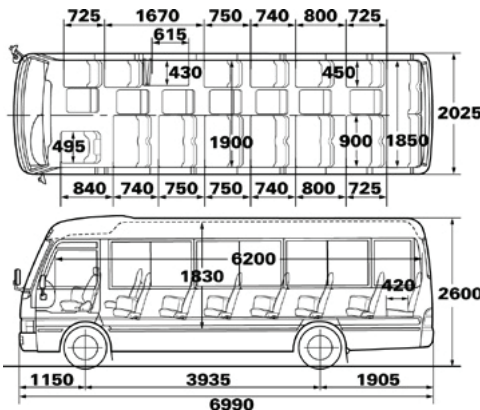


Lavender Blue / White (2KA)



Yellow (541)

## Dimensions





Specifications

Model Info		Coaster
Description		Coaster
Model Grade		Standard
Model code		HZB70R-ZGMNS (A2)
Seating capacity		30
Body type		Bus

Engine and Drivetrain			
Engine code		1HZ	
Number of cylinders and arrangement		6 - In Line	
Fuel system		Distributor Type	
Engine	Displacement (cm³)	6 - In Line	
	Capacity (litre)	4164	
	Bore x Stroke (mm)	94.0 x 100.0	
	Compression ratio	22.4 : 1	
Maximum power (kW (HP) @ r/min)		96 (SAE-NET) @ 3800	
Maximum torque (Nm @ r/min)		285 (SAE-NET) @ 2200	
Transmission		Manual	
Gear ratio	1st	4.535	
	2nd	2.858	
	3rd	1.600	
	4th	1.000	
	5th	0.744	
	Reverse	5.043	
Final drive gear ratio		5.625	
Rear differential lock		5,625	
Suspension	Front	Double Wishbone	
	Rear	Leaf Spring, Rigid	
Brakes	Front	Ventilated Disc Two Leading Drum	
	Rear	Dual Two Leading Drum	
Stabilizer system - Standard front and rear		✓	

Dimensions and Capacities	
Overall vehicle length (mm)	6990
Overall vehicle width (mm)	2275
Overall vehicle height (mm)	2635
Wheelbase (mm)	3935
Front overhang (mm)	1150
Rear overhang (mm)	1905
Approach angle (°)	-
Departure angle (°)	-
Front Tread (mm)	1690
Minimum ground clearance (mm)	180
Minimum turning circle (tyres, m)	6.5
Fuel tank size (L)	95 L
Gross vehicle weight (kg)	5670



## STANDARD GRADE

### Interior:

Air conditioner (manual)  
Radio AM/FM, MP3, CD  
4 speakers (2 front, 2 rear)  
Power door lock (front + back)  
Sun visors for driver and passenger  
Green laminated windshield glass  
Passengers seats, high pack, fabric  
Front and rear (2x) cooler and heater system  
Seating capacity: total of 30 seats, 8 rows  
Floor mat, driver side

### Exterior:

Luggage back door  
Painted rear bumper  
Centre and rear side doors  
Headlamp 2-bulb halogen  
Mud guards (front and rear)

### Safety:

ABS - Anti-lock Braking System  
Driver airbag (SRS)  
Fire extinguisher  
Anti-Theft system immobilizer  
Seatbelts on all seats  
Front disc brakes, rear drum brakes  
Impact absorbing steering wheel  
High mount stop light

### Technical:

Steel wheels  
Tyre dimensions 215/70 R17.5-Y H  
Spare tire  
Rear differential lock  
High altitude compensator  
Snorkel for cool air intake with pre-cleaner  
Power steering

\*Disclaimer: Toyota reserves the right to alter any details of specifications and equipment without prior notice. Details of specifications and equipment are also subject to change to suit local country conditions and requirements. Please inquire with your local dealer for details of such changes. Note: Vehicle picture and specifications detailed in this catalogue may vary from models and equipment available in your country. Vehicle body colour may vary slightly from printed photos in this catalogue.







**FOR MORE INFORMATION ABOUT  
THE COASTER. TEST DRIVES AND  
QUOTATIONS, PLEASE CONTACT  
US VIA THE BELOW CHANNELS.**



**For Sales**

**Call: +255 800 750 134 / Email: [sales@toyotatz.com](mailto:sales@toyotatz.com)**




**For Value+**

**Call: +255 786value+ / Email: [valueplus@toyotatz.com](mailto:valueplus@toyotatz.com)**

**For Customer Care**

**Call: +255 789 869 682 / Email: [customerservice@toyotatz](mailto:customerservice@toyotatz)**

**Follow us on**

 [@toyota.tanzania](#)  
 [@toyota.tanzania](#)  
 [@ToyotaTanzania](#)  
[www.toyota.co.tz](http://www.toyota.co.tz)