



TOYOTA TANZANIA LTD

LAND CRUISER



3 YEARS
TOYOTA
WARRANTY
or 100,000 km






The legend gets a makeover

For more than seven decades, the name Land Cruiser has dominated rugged terrain all across the world. Renowned for its utility wherever it was driven, the Land Cruiser boasted reliability, durability and endurance like no other...almost a century later, nothing has changed in that department.

Legends are
made to last









Not all legends
are created
equal

The Land Cruiser 70
is available in a 'Pick
Up' version as well
as a 'Hard Top'










Now you can go everywhere that your adventurous heart desires

The Land Cruiser is powerful, rugged and environmentally friendly, all the traits that makes it the ultimate utility vehicle for your lifestyle.



90ℓ

+

90ℓ

Optional second 90-liter tank doubles the distance between refills.




Front and rear electric differential locks get you unstuck when your wheels are spinning. At the flick of a switch, you can now gain traction by locking the rear or both front and rear differentials.



16-inch front ventilated disk brakes dissipate heat from braking for enhanced control and safety.

A rear limited slip differential enhances 4WD off-road experiences by automatically limiting the torque differential between a wheel that is stuck and the opposite wheel, to increase traction.



4,0L


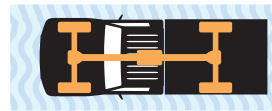
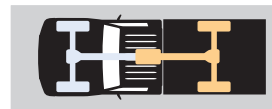

V6 Twin Cam WT-i

The cleaner-running 4.0L engine not only produces fewer emissions, it also delivers greater horsepower.

4,2L Diesel

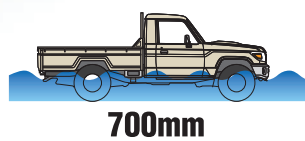
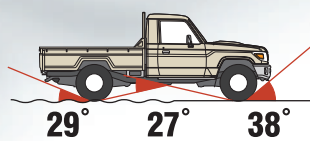
6 Cylinders, In-line OHC

The 4.2L diesel combines low fuel consumption, ample power and torque.

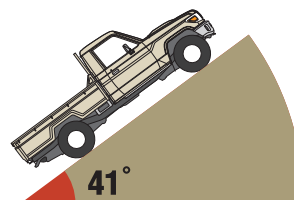


An Optional Dual Mode Automatic locking Hub lets you lock the front wheels and switch between 2WD and 4WD from the comfort of the driver's seat.

A coil spring front suspension delivers outstanding flexibility and load-bearing capacity.



The Land Cruiser has ample ground clearance and climbing capabilities for rough roads.



Rough road features (Super Long Wheelbase Pickup)

Legends are built on being more than just normal



Optional fog lamps improve forward visibility in adverse weather



Optional triangular quarter windows are a handy way to freshen cabin air



Guard frames protect the cabin from shifting cargo




Rugged, reliable chains hold the tailgate at the angle of your choice



A tilt-adjustable, telescoping steering wheel allows finer adjustments to maximise driving comfort



The wireless door lock system lets you lock and unlock all the doors from a distance



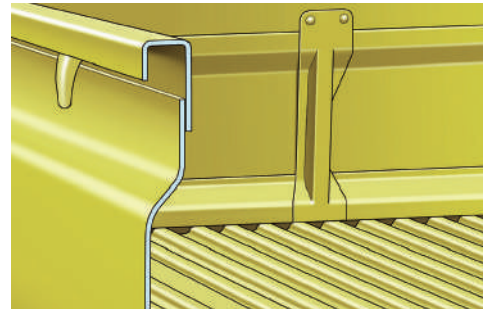
Front-seat dual SRS* airbags supplement the restraining action of seatbelts to provide further protection in the even of a front-end collision (Optional)



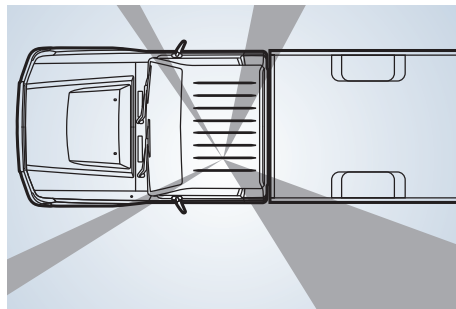
Side impact beams reduce the likelihood of side impact intruding through the doors



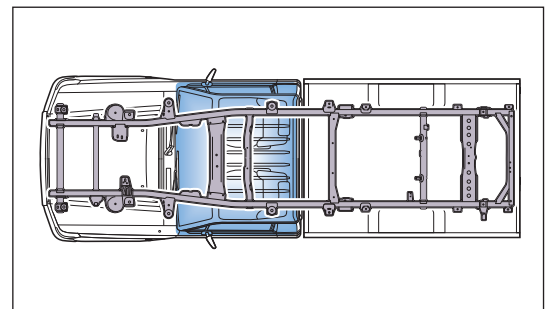
By helping prevent wheel lock when you apply the brakes suddenly, the ABS helps enhance handling and driving safety



Galvanized steel side panels resist rust and corrosion

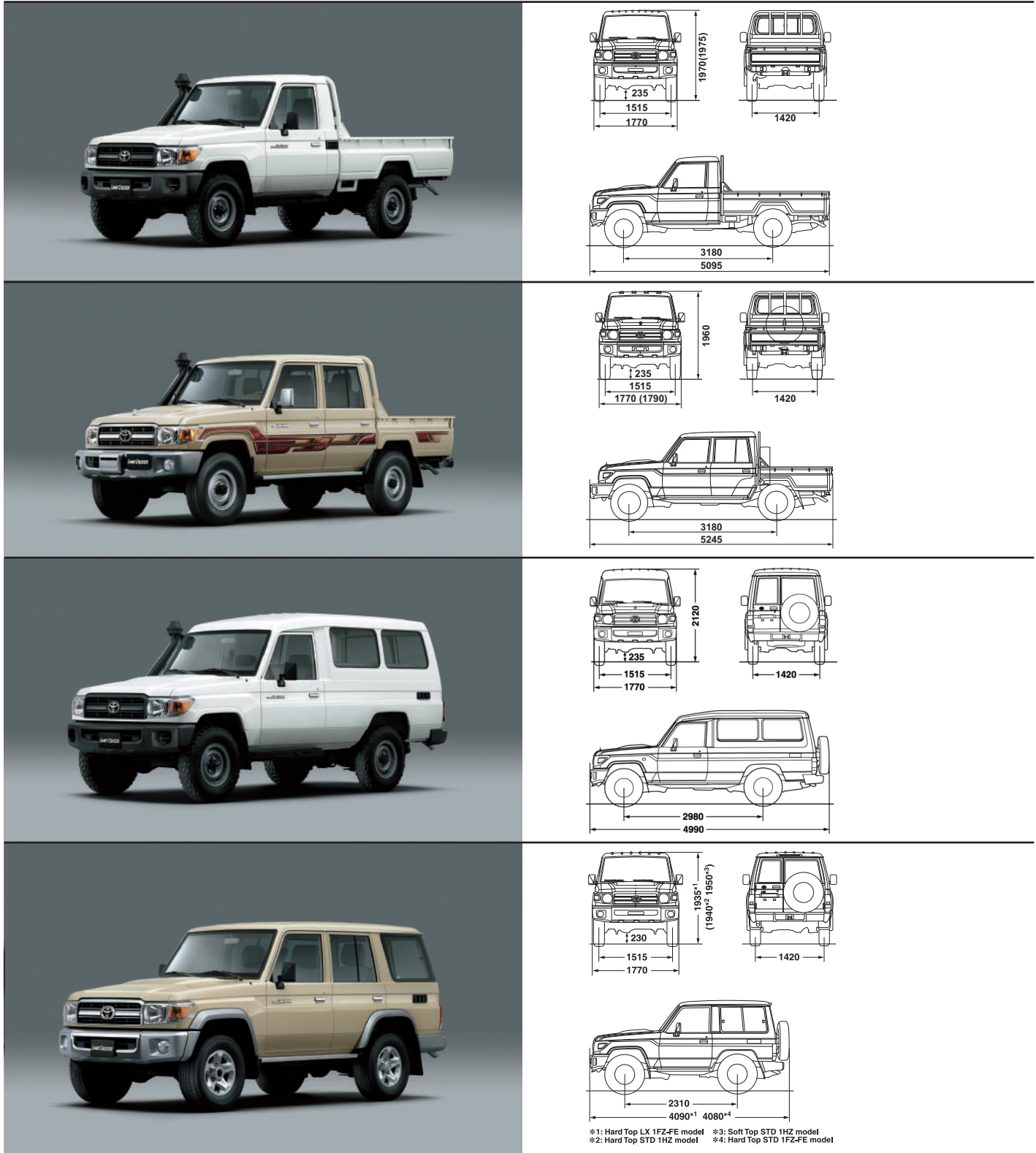


Good visibility minimizes fatigue on long trips



A front crushable zone absorbs the force of head-on collisions, protecting the driver and passengers by distributing energy impact throughout the frame

Dimensions



Model information	Land Cruiser 70		
Description	LC 70 HT 4 Door	LC 70 HT 4 Door	L/C 70 H/T NGO
Model Grade	Standard 4x4	Deluxe 4x4	Hard Top 4x4
Model code	HZJ76R-RKMRS (A2)	HZJ76R-RKMRS (B2)	HZJ78R-RJMRS (T2)
Seating capacity	10	9	13
Body type	Station Wagon	Station Wagon	Station Wagon

Engine and Drivetrain				
Engine code		1HZ	1HZ	1HZ
Number of cylinders and arrangement		6 - In Line	6 - In Line	6 - In Line
Fuel system		Distributor Type	Distributor Type	Distributor Type
Engine	Displacement (cm ³)	4164	4164	4164
	Capacity (litre)	4.2L	4.2L	4.2L
	Bore x Stroke (mm)	94.0 x 100.0	94.0 x 100.0	94.0 x 100.0
	Compression ratio	22,4	22,4	22,4
Maximum power (kW (HP) @ r/min)		96 x 3800	96 x 3800	96 x 3800
Maximum torque (Nm @ r/min)		285 x 2200	285 x 2200	285 x 2200
Transmission		Manual	Manual	Manual
Gear ratio	1st	4,313	4,313	4,313
	2nd	2,330	2,330	2,330
	3rd	1,436	1,436	1,436
	4th	1,000	1,000	1,000
	5th	0,838	0,838	0,838
	Reverse	4,220	4,220	4,220
Final drive gear ratio		4,300	4,300	4,300
Front differential lock		4.300 2P	4.300 4P WITH DIFF LOCK	4.300 2P
Rear differential lock		4.300 4P LSD	4.300 4P WITH DIFF LOCK	4.300 4P
Suspension	Front	Leading Arm	Leading Arm	Leading Arm
	Rear	Leaf Spring Rigid Axle	Leaf Spring Rigid Axle	Leaf Spring Rigid Axle
Brakes	Front	Ventilated Disc Brake with Fixed Caliper 4-Cylinder	Ventilated Disc Brake with Fixed Caliper 4-Cylinder	Ventilated Disc Brake with Fixed Caliper 4-Cylinder
	Rear	Leading -Trailing Drum Brake	Leading -Trailing Drum Brake	Leading -Trailing Drum Brake
Stabilizer system Front and Rear		Torsion Bar	Torsion Bar	Torsion Bar

Dimensions and Capacities				
Overall vehicle length (mm)		4720	4720	4990
Overall vehicle width (mm)		1770	1770	1770
Overall vehicle height (mm)		1955	1955	2115
Wheelbase (mm)		2730	2730	2980
Front overhang (mm)		710	710	710
Rear overhang (mm)		1280	1280	1300
Front Tread (mm)		1515	1515	1515
Minimum ground clearance (mm)		230	230	235
Minimum turning circle (tyres, m)		6,3	6,3	6,8
Fuel tank size (L)		130	130	90
Gross vehicle weight (kg)		3060	3060	3200

LC76 - DELUXE

Interior:

Door pockets, front
 Front separated seats
 9 seats (2 front, 3 rear, 2x2 parallel in the back)
 Power windows (auto down for driver)
 Fabric seat material
 Rear console box

Exterior:

Spare wheel cover
 Front fog lamps
 Over fenders
 Chrome painted over fenders & front grille
 Chrome painted front and back bumper
 Wire harness connector for trailer
 Rear window defogger

Technical:

Alloy wheels
 Tyre dimensions 265/70 R16 C
 Rear differential lock (manual)
 Beam suspension system
 Electronic winch 12V
 Power door lock
 Selector 4x2, 4x4

LC78 HARD

Interior:

Air conditioner (manual)
Radio AM/FM, MP3, CD
2 speakers
Auxiliary input USB
Front bench seat
Glovebox with key
Front heating system
Rubber floor mats, front
Urethane steering wheel
Vinyl leather seat material
Tilt and telescopic power steering column
Clock
Cup holder
13 seats (3 front, 2x5 parallel in the back)

Exterior:

Mud guards, front
Chrome painted rear bumper with reflector
Spare wheel carrier with lock
Front and rear towing hooks
Air cleaner with cyclone and snorkel
Manual antenna
Chrome painted front grille
Side steps and rear step (aluminium)

Safety:

ABS - Anti-lock Braking System
Driver & passenger airbags (SRS)

Technical:

Suspension with coil leaf spring
Rear differential
4WD system
Steel wheels
Tyre dimensions 7.50 R16-8 (E)
High altitude compensator
Fuel tank capacity 180L (main 90+ sub 90)
Cylinders: 6 in line
Overall width: 1.770 mm
Overall length: 4.990 mm
Overall height: 2.115 mm
Min. ground clearance: 235 mm
Min. turning radius (tyre): 6.8 m
Min. turning radius (body): 7.1 m

LC 76 - STANDARD GRADE

Interior:

Air conditioner (manual)
Radio AM/FM, MP3, CD
2 speakers
Auxiliary input USB
Front bench seat
Glovebox with key
Front heating system
Rubber floor mats (front and rear)
10 seats (3 front, 3 rear, 2x2 parallel in the back)
Urethane steering wheel
Tilt and telescopic power steering column
Vinyl leather seat material
Clock
Cup holder

Exterior:

Mud guards (front and rear)
Black rear bumper with reflector
Spare wheel carrier with lock
Front and rear towing hooks
Air cleaner with cyclone and snorkel
Manual antenna
Rear window wiper
Black front grille
Side steps and rear step (aluminium)

Safety:

ABS - Anti-lock Braking System
Driver & passenger airbags (SRS)

Technical:

Suspension with coil leaf spring
Rear Limited Slip Differential (LSD)
4WD system
Steel wheels
Tyre dimensions 7.50 R16-8 (E)
High altitude compensator
Fuel tank capacity 130L
Cylinders: 6 in line
Overall width: 1.770 mm
Overall length: 4.720 mm
Overall height: 1.955 mm
Min. ground clearance: 230 mm
Min. turning radius (tyre): 6.3 m
Min. turning radius (body): 6.6 m

Model information		Land Cruiser 70			
Description		LC70 Pick Up Standard	LC70 Pick Up Deluxe	LC70 Double Cab Standard	LC70 Double Cab Deluxe
Model Grade		Standard 4x4	Deluxe 4x4	Standard 4x4	Deluxe 4x4
Model code		HZJ79R-TJMRS (A2)	HZJ79R-TJMRS (B2)	HZJ79R-DKMRS (A1)	HZJ79R-DKMRS (B1)
Seating capacity		3	3	6	5
Body type		Single Cab	Single Cab	Double Cab	Double Cab
Engine and Drivetrain					
Engine code		1HZ	1HZ	1HZ	1HZ
Number of cylinders and arrangement		6 - In Line	6 - In Line	6 - In Line	6 - In Line
Fuel system		Distributor Type	Distributor Type	Distributor Type	Distributor Type
Engine	Displacement (cm ³)	4164	4164	4164	4164
	Capacity (litre)	4.2L	4.2L	4.2L	4.2L
	Bore x Stroke (mm)	94.0 x 100.0	94.0 x 100.0	94.0 x 100.0	94.0 x 100.0
	Compression ratio	22,4	22,4	22,4	22,4
Maximum power (kW (HP) @ r/min)		96 x 3800	96 x 3800	96 x 3800	96 x 3800
Maximum torque (Nm @ r/min)		285 x 2200	285 x 2200	285 x 2200	285 x 2200
Transmission		Manual	Manual	Manual	Manual
Gear ratio	1st	4,313	4,313	4,313	4,313
	2nd	2,330	2,330	2,330	2,330
	3rd	1,436	1,436	1,436	1,436
	4th	1,000	1,000	1,000	1,000
	5th	0,838	0,838	0,838	0,838
	Reverse	4,220	4,220	4,220	4,220
Final drive gear ratio		4,300	4,300	4,300	4,300
Front differential lock		4.300 2P	4.300 4P WITH DIFF LOCK	4.300 2P	4.300 WITH 4P DIFF LOCK
Rear differential lock		4.300 4P	4.300 4P WITH DIFF LOCK	4.300 4P	4.300 4P WITH DIFF LOCK
Suspension	Front	Leading Arm	Leading Arm	Leading Arm	Leading Arm
	Rear	Leaf Spring Rigid Axle	Leaf Spring Rigid Axle	Leaf Spring Rigid Axle	Leaf Spring Rigid Axle
Brakes	Front	Ventilated Disc Brake with fixed caliper 4-Cylinder	Ventilated Disc Brake with fixed caliper 4-Cylinder	Ventilated Disc Brake with fixed caliper 4-Cylinder	Ventilated Disc Brake with fixed caliper 4-Cylinder
	Rear	Leading-Trailing Drum Brake	Leading-Trailing Drum Brake	Leading-Trailing Drum Brake	Leading-Trailing Drum Brake
Stabilizer system - Front and Rear		Torsion Bar	Torsion Bar	Torsion Bar	Torsion Bar

Dimensions and Capacities				
Overall vehicle length (mm)	5095	5095	5095	5095
Overall vehicle width (mm)	1770	1770	1770	1770
Overall vehicle height (mm)	1970	1970	1960	1960
Wheelbase (mm)	3180	3180	3180	3180
Front overhang (mm)	710	710	710	710
Rear overhang (mm)	1205	1205	1205	1205
Approach angle (°)	-	-	-	-
Departure angle (°)	-	-	-	-
Front Tread (mm)	1515	1515	1515	1515
Minimum ground clearance (mm)	235	235	235	235
Minimum turning circle (tyres, m)	7,2	7,2	7,2	7,2
Fuel tank size (L)	90	90	130	130
Gross vehicle weight (kg)	3200	3200	3200	3200

LC79 - DELUXE

Interior:

Glovebox with key
 Front separated seats (for Double Cab)
 Power windows, auto down for driver (for Double Cab)
 Fabric seat material (for Double Cab)
 Rear console box (for Double Cab)
 Seat back pockets (for Double Cab)

Exterior:

Canvas tent (for Single Cab)
 Without rear bumper and rear step (for Single Cab)
 Wire harness connector for trailer
 Mud guards (front and rear for Single Cab)
 Chrome painted front grille (for Double Cab)

Technical:

Additional leaf springs
 Rear differential lock (manual)
 Electronic winch 12V
 Selector 4x2, 4x4
 Trailer harness, socket 7 PIN (for Single Cab)
 Trailer hitch (hook), 50 mm ball (for Single Cab)

LC79 - STANDARD GRADE

Interior:

Air conditioner (manual)
 Radio AM/FM, MP3, CD
 2 speakers
 Auxiliary input USB
 Front bench seat (3 people)
 Rear seat (for Double Cab)
 Glovebox (with lock for Double Cab)
 Front heating system
 Rubber floor mats, front (+rear for Double Cab)
 Urethane steering wheel
 Tilt and telescopic power steering column
 Vinyl leather seat material
 Clock
 Cup holder

Exterior:

Mud guards, front
 Painted rear bumper with step
 Without rear bumper for Double Cab
 Spare wheel carrier with lock
 Front and rear towing hooks
 Air cleaner with cyclone and snorkel
 Manual antenna
 Black front grille
 Sliding rear glass
 Side steps and rear step

Safety:

ABS - Anti-lock Braking System
 Driver & passenger airbags (SRS)

Technical:

Suspension with coil leaf spring
 Rear differential
 4WD system
 Steel wheels
 Tyre dimensions 7.50 R16-8 (E)
 High altitude compensator
 Wireless power door lock (for Double Cab)
 Side defroster (for Double Cab)
 Fuel tank capacity 90L (130L for Double Cab)
 Cylinders: 6 in line
 Overall width: 1.770 mm
 Overall length: 5.095 mm
 Overall height: 1.970 mm (1.960 mm for Double Cab)
 Min. ground clearance: 235 mm
 Min. turning radius (tyre): 7.2 m (6.3 m for Double Cab)
 Min. turning radius (body): 7.5 m (6.6 m for Double Cab)

*Disclaimer: Toyota reserves the right to alter any details of specifications and equipment without prior notice. Details of specifications and equipment are also subject to change to suit local country conditions and requirements. Please inquire with your local dealer for details of such changes. Note: Vehicle picture and specifications detailed in this catalogue may vary from models and equipment available in your country. Vehicle body colour may vary slightly from printed photos in this catalogue

**FOR MORE INFORMATION ABOUT
THE LANDCRUISER, TEST DRIVES AND
QUOTATIONS, PLEASE CONTACT US
VIA THE BELOW CHANNELS.**



For Sales

Call: 0411 266 666 / Email: sales@toyotatz.com

For Value+

Call: +255 786value+ / Email: valueplus@toyotatz.com

For Customer Care

Call: +255 789 869 682 / Email: customerservice@toyotatz.com

Follow us on

 @toyota.tanzania
 @toyota.tanzania
 @ToyotaTanzania
www.toyota.co.tz

